

October 11, 2016

BSE Limited
P.J.Towers
Dalal Street
Mumbai – 400 001.

National Stock Exchange of India Limited
Bandra Kurla Complex
Bandra East
Mumbai – 400 051.

Sirs


Sub: Clause 51 of the Listing Regulations - Operational data for the month of September 2016.

In terms of clause 51 of the Listing Regulations, we are enclosing herewith the operational data of our sugar factories for the month of September 2016.

Kindly take the above information on your records.


Thanking you

For and on behalf of
RAJSHREE SUGARS & CHEMICALS LIMITED



M. PONRAJ
Company Secretary

Enc: as above



RAJSHREE SUGARS & CHEMICALS LIMITED, COIMBATORE**UNIT I - VARADARAJNAGAR, THENI DISTRICT****OPERATIONAL DATA****SUGAR**


Sl. No.	Particulars	Units	Season 2015-16		Season 2014-15	
			September	Season to date	September	Season to date
				September		September
1	Cane crushed	MTs	9,422	250,819	18,249	129,671
2	Sugar production	MTs	1,341	24,845	2,109	12,195
3	Sugar Sales	MTs	5,643	24,362	2,078	12,648

MOLASSES

Sl. No.	Particulars	Units	Season 2015-16	
			September	Season to date
				September
1	Production	MTs	961	13,998
2	Own consumption & sales	MTs	261	14,428

COGENERATION

Sl. No.	Particulars	Units	Season 2015-16	
			September	Season to date
				September
1	Power Generated	Lakh Units	6.77	148.40
2	Captive consumption	Lakh Units	4.48	93.67
3	Export to Grid	Lakh Units	2.29	54.73



RAJSHREE SUGARS & CHEMICALS LIMITED, COIMBATORE

UNIT II - MUNDIYAMPAKKAM, VILLUPURAM TALUK & DISTRICT

OPERATIONAL DATA

SUGAR


Sl. No.	Particulars	Units	Season 2015-16		Season 2014-15	
			September	Season to date	September	Season to date
				September		September
1	Cane crushed	MTs	36,655	807,901	82,188	835,220
2	Sugar production	MTs	3,493	71,327	7,536	74,905
3	Sugar Sales	MTs	7,888	81,610	5,762	76,531

MOLASSES

Sl. No.	Particulars	Units	Season 2015-16	
			September	Season to date
				September
1	Production	MTs	2,016	39,516
2	Own consumption & sales	MTs	5,491	44,869

COGENERATION

Sl. No.	Particulars	Units	Season 2015-16	
			September	Season to date
				September
1	Power Generated	Lakh Units	57.60	950.20
2	Captive consumption	Lakh Units	13.50	270.09
3	Export to Grid	Lakh Units	44.10	680.11



RAJSHREE SUGARS & CHEMICALS LIMITED, COIMBATORE**UNIT III - SEMMEDU VILLAGE, GINGEE TALUK, VILLUPURAM DISTRICT****OPERATIONAL DATA****SUGAR**

Sl. No.	Particulars	Units	Season 2015-16		Season 2014-15	
			September	Season to date	September	Season to date
				September		September
1	Cane crushed	MTs	6,920	550,613	31,379	627,463
2	Sugar production	MTs	1,027	47,039	3,063	55,585
3	Sugar Sales	MTs	3,000	48,297	7,090	53,811

MOLASSES

Sl. No.	Particulars	Units	Season 2015-16	
			September	Season to date
				September
1	Production	MTs	917	26,092
2	Own consumption & sales	MTs	4,983	28,464

COGENERATION

Sl. No.	Particulars	Units	Season 2015-16	
			September	Season to date
				September
1	Power Generated	Lakh Units	29.38	887.87
2	Captive consumption	Lakh Units	16.00	343.99
3	Export to Grid	Lakh Units	13.38	543.88

