

January 6, 2018

BSE Limited
P.J.Towers
Dalal Street
Mumbai – 400 001.

National Stock Exchange of India Limited
Bandra Kurla Complex
Bandra East
Mumbai – 400 051.

Sirs


Sub: Clause 51 of the Listing Regulations - Operational data for the quarter ended December 2017.

In terms of clause 51 of the Listing Regulations, we are enclosing herewith the operational data of our sugar factories for the quarter ended December 2017.


Kindly take the above information on your records.

Thanking you

For and on behalf of
RAJSHREE SUGARS & CHEMICALS LIMITED


M. PONRAJ
Company Secretary

Enc: as above



Rajshree Sugars & Chemicals Limited

The Uffizi, 338/8, Avanashi Road, Peelamedu, Coimbatore - 641004, TN, India.

T: +91 - 422 4226222, 2580981-82 F: +91 - 422 2577929 E: rscl@rajshreesugars.com W: www.rajshreesugars.com

CIN: L01542TZ1985PLC001706

RAJSHREE SUGARS & CHEMICALS LIMITED, COIMBATORE**UNIT I - VARADARAJNAGAR, THENI DISTRICT****OPERATIONAL DATA****SUGAR**


Sl. No.	Particulars	Units	Season 2017-18		Season 2016-17	
			Oct-Dec	Season to date	Oct-Dec	Season to date
				Oct-Dec		Oct-Dec
1	Cane crushed	MTs	-	-	27,559	27,559
2	Sugar production	MTs	-	-	2,034	2,034
3	Sugar Sales	MTs	321	321	3,477	3,477

MOLASSES

Sl. No.	Particulars	Units	Season 2016-17	
			Oct-Dec	Season to date
				Oct-Dec
1	Production	MTs	-	-
2	Own consumption & sales	MTs	2,114	2,114

COGENERATION

Sl. No.	Particulars	Units	Season 2016-17	
			Oct-Dec	Season to date
				Oct-Dec
1	Power Generated	Lakh Units	-	-
2	Captive consumption	Lakh Units	-	-
3	Export to Grid	Lakh Units	-	-



RAJSHREE SUGARS & CHEMICALS LIMITED, COIMBATORE

UNIT II - MUNDIYAMPAKKAM, VILLUPURAM TALUK & DISTRICT

OPERATIONAL DATA

SUGAR

Sl. No.	Particulars	Units	Season 2017-18		Season 2016-17	
			Oct-Dec	Season to date	Oct-Dec	Season to date
				Oct-Dec		Oct-Dec
1	Cane crushed	MTs	44,147	44,147	85,348	85,348
2	Sugar production	MTs	2,465	2,465	6,829	6,829
3	Sugar Sales	MTs	19,256	19,256	22,313	22,313

MOLASSES

Sl. No.	Particulars	Units	Season 2016-17	
			Oct-Dec	Season to date
				Oct-Dec
1	Production	MTs	1,480	1,480
2	Own consumption & sales	MTs	3,976	3,976

COGENERATION

Sl. No.	Particulars	Units	Season 2016-17	
			Oct-Dec	Season to date
				Oct-Dec
1	Power Generated	Lakh Units	49.70	49.70
2	Captive consumption	Lakh Units	13.66	13.66
3	Export to Grid	Lakh Units	36.04	36.04



RAJSHREE SUGARS & CHEMICALS LIMITED, COIMBATORE

UNIT III - SEMMEDU VILLAGE, GINGEE TALUK, VILLUPURAM DISTRICT

OPERATIONAL DATA

SUGAR

Sl. No.	Particulars	Units	Season 2017-18		Season 2016-17	
			Oct-Dec	Season to date	Oct-Dec	Season to date
				Oct-Dec		Oct-Dec
1	Cane crushed	MTs	13,657	13,657	62,341	62,341
2	Sugar production	MTs	420	420	4,607	4,607
3	Sugar Sales	MTs	5,285	5,285	14,974	14,974

MOLASSES

Sl. No.	Particulars	Units	Season 2016-17	
			Oct-Dec	Season to date
				Oct-Dec
1	Production	MTs	305	305
2	Own consumption & sales	MTs	655	655

COGENERATION

Sl. No.	Particulars	Units	Season 2016-17	
			Oct-Dec	Season to date
				Oct-Dec
1	Power Generated	Lakh Units	54.53	54.53
2	Captive consumption	Lakh Units	36.78	36.78
3	Export to Grid	Lakh Units	17.75	17.75

