

May 9, 2019

BSE Limited
P.J.Towers
Dalal Street
Mumbai – 400 001.

National Stock Exchange of India Limited
Bandra Kurla Complex
Bandra East
Mumbai – 400 051.

Sirs


Sub: Clause 51 of the Listing Regulations - Operational data for the month of April 2019.

In terms of clause 51 of the Listing Regulations, we are enclosing herewith the operational data of our sugar factories for the month of April 2019.


Kindly take the above information on your records.

Thanking you

For and on behalf of
RAJSHREE SUGARS & CHEMICALS LIMITED


M. PONRAJ
Company Secretary

Enc: as above



Rajshree Sugars & Chemicals Limited

The Office, 338/8, Avanashi Road, Peelamedu, Coimbatore - 641004, TN, India.

T: +91 - 422 4226222, 2580981-82 F: +91 - 422 2577929 E: rscl@rajshreesugars.com W: www.rajshreesugars.com

CIN: I01542TZ1985PLC001706

RAJSHREE SUGARS & CHEMICALS LIMITED, COIMBATORE

UNIT I - VARADARAJNAGAR, THENI DISTRICT

OPERATIONAL DATA

SUGAR

Sl. No.	Particulars	Units	Season 2018-19		Season 2017-18	
			April	Season upto April	April	Season upto April
1	Cane crushed	MTs	11,398	70,148		44,237
2	Sugar production	MTs	1,399	6,966		4,591
3	Sugar Sales	MTs	1,001	8,759	598	1,388

MOLASSES

Sl. No.	Particulars	Units	Season 2018-19	
			April	Season upto April
1	Production	MTs	803	3,767
2	Own consumption & sales	MTs	1,045	8,077

COGENERATION

Sl. No.	Particulars	Units	Season 2018-19	
			April	Season upto April
1	Power Generated	Lakh Units	6.88	38.37
2	Captive consumption	Lakh Units	6.81	36.98
3	Export to Grid	Lakh Units	0.07	1.39



RAJSHREE SUGARS & CHEMICALS LIMITED, COIMBATORE

UNIT II - MUNDIYAMPAKKAM, VIKRAVANDI TALUK, VILLUPURAM DISTRICT

OPERATIONAL DATA

SUGAR


Sl. No.	Particulars	Units	Season 2018-19		Season 2017-18	
			April	Season upto April	April	Season upto April
1	Cane crushed	MTs	37,161	424,660	20,391	393,265
2	Sugar production	MTs	3,794	37,348	2,178	35,643
3	Sugar Sales	MTs	2,287	26,361	7,300	42,222

MOLASSES

Sl. No.	Particulars	Units	Season 2018-19	
			April	Season upto April
1	Production	MTs	2,528	22,760
2	Own consumption & sales	MTs	2,337	24,868

COGENERATION

Sl. No.	Particulars	Units	Season 2018-19	
			April	Season upto April
1	Power Generated	Lakh Units	52.42	496.03
2	Captive consumption	Lakh Units	13.98	143.20
3	Export to Grid	Lakh Units	38.44	352.83



RAJSHREE SUGARS & CHEMICALS LIMITED, COIMBATORE**UNIT III - SEMMEDU VILLAGE, GINGEE TALUK, VILLUPURAM DISTRICT****OPERATIONAL DATA****SUGAR**

Sl. No.	Particulars	Units	Season 2018-19		Season 2017-18	
			April	Season upto April	April	Season upto April
1	Cane crushed	MTs	4,393	175,542	29,728	160,601
2	Sugar production	MTs	764	14,101	2,633	13,768
3	Sugar Sales	MTs	6,705	24,554	2,244	10,490

MOLASSES

Sl. No.	Particulars	Units	Season 2018-19	
			April	Season upto April
1	Production	MTs	525	8,690
2	Own consumption & sales	MTs	2,231	10,842

COGENERATION

Sl. No.	Particulars	Units	Season 2018-19	
			April	Season upto April
1	Power Generated	Lakh Units	20.41	279.87
2	Captive consumption	Lakh Units	14.23	154.46
3	Export to Grid	Lakh Units	6.18	125.41

