

October 18, 2019

BSE Limited
P.J.Towers
Dalal Street
Mumbai – 400 001.

National Stock Exchange of India Limited
Bandra Kurla Complex
Bandra East
Mumbai – 400 051.

Sirs


Sub: Clause 51 of the Listing Regulations - Operational data for the month of September 2019.

In terms of clause 51 of the Listing Regulations, we are enclosing herewith the operational data of our sugar factories for the month of September 2019.

Kindly take the above information on your records.

Thanking you

For and on behalf of
RAJSHREE SUGARS & CHEMICALS LIMITED


M. PONRAJ
Company Secretary

Enc: as above



Rajshree Sugars & Chemicals Limited

The Uffizi, 338/8, Avanashi Road, Peelamedu, Coimbatore - 641 004, TN, India.

T: +91 - 422 4226222, 2580981-82 F: +91 - 422 2577929 E: rscl@rajshreesugars.com W: www.rajshreesugars.com

CIN: L01542TZ1985PLC001706

RAJSHREE SUGARS & CHEMICALS LIMITED, COIMBATORE**UNIT I - VARADARAJNAGAR, THENI DISTRICT****OPERATIONAL DATA****SUGAR**


Sl. No.	Particulars	Units	Season 2018-19		Season 2017-18	
			September	Season upto September	September	Season upto September
1	Cane crushed	MTs		130,841	2,498	82,423
2	Sugar production	MTs		12,742	613	8,027
3	Sugar Sales	MTs	2,173	14,414	662	4,026

MOLASSES

Sl. No.	Particulars	Units	Season 2018-19	
			September	Season upto September
1	Production	MTs		7,132
2	Own consumption & sales	MTs	1,555	12,144

COGENERATION

Sl. No.	Particulars	Units	Season 2018-19	
			September	Season upto September
1	Power Generated	Lakh Units	0.73	70.38
2	Captive consumption	Lakh Units	0.68	59.17
3	Export to Grid	Lakh Units	0.05	11.21



RAJSHREE SUGARS & CHEMICALS LIMITED, COIMBATORE**UNIT II - MUNDIYAMPAKKAM, VIKRAVANDI TALUK, VILLUPURAM DISTRICT****OPERATIONAL DATA****SUGAR**


Sl. No.	Particulars	Units	Season 2018-19		Season 2017-18	
			September	Season upto September	September	Season upto September
1	Cane crushed	MTs		552,244		534,512
2	Sugar production	MTs		46,397		46,639
3	Sugar Sales	MTs	892	52,846	2,742	60,739

MOLASSES

Sl. No.	Particulars	Units	Season 2018-19	
			September	Season upto September
1	Production	MTs		30,495
2	Own consumption & sales	MTs	708	36,963

COGENERATION

Sl. No.	Particulars	Units	Season 2018-19	
			September	Season upto September
1	Power Generated	Lakh Units		665.79
2	Captive consumption	Lakh Units		189.03
3	Export to Grid	Lakh Units	-	476.76



RAJSHREE SUGARS & CHEMICALS LIMITED, COIMBATORE

UNIT III - SEMMEDU VILLAGE, GINGEE TALUK, VILLUPURAM DISTRICT

OPERATIONAL DATA

SUGAR

Sl. No.	Particulars	Units	Season 2018-19		Season 2017-18	
			September	Season upto September	September	Season upto September ##
1	Cane crushed	MTs		175,542		235,378
2	Sugar production	MTs		14,101		19,246
3	Sugar Sales	MTs	1	24,561	708	16,499

The sugarcane crushed for the season has been dropped by 25% due to severe drought in the command area during the last four years.

MOLASSES

Sl. No.	Particulars	Units	Season 2018-19	
			September	Season upto September
1	Production	MTs		8,690
2	Own consumption & sales	MTs	413	12,853

COGENERATION

Sl. No.	Particulars	Units	Season 2018-19	
			September	Season upto September
1	Power Generated	Lakh Units	5.97	306.50
2	Captive consumption	Lakh Units	5.97	181.09
3	Export to Grid	Lakh Units	0.00	125.41

Lower availability of cane has a cascading effect on the generation and export of power.

