

January 9, 2020

BSE Limited
P.J.Towers
Dalal Street
Mumbai – 400 001.

National Stock Exchange of India Limited
Bandra Kurla Complex
Bandra East
Mumbai – 400 051.

Sirs


Sub: Clause 51 of the Listing Regulations - Operational data for the month of December 2019.

In terms of clause 51 of the Listing Regulations, we are enclosing herewith the operational data of our sugar factories for the month of December 2019.

Kindly take the above information on your records.

Thanking you

For and on behalf of
RAJSHREE SUGARS & CHEMICALS LIMITED


M. PONRAJ
Company Secretary

Enc: as above



Rajshree Sugars & Chemicals Limited

The Uffizi, 338/8, Avanashi Road, Peelamedu, Coimbatore - 641 004, TN, India.

T: +91 - 422 4226222, 2580981-82 F: +91 - 422 2577929 E: rscl@rajshreesugars.com W: www.rajshreesugars.com

CIN: L01542TZ1985PLC001706

RAJSHREE SUGARS & CHEMICALS LIMITED, COIMBATORE

UNIT I - VARADARAJNAGAR, THENI DISTRICT

OPERATIONAL DATA

SUGAR


Sl. No.	Particulars	Units	Season 2019-20		Season 2018-19	
			December	Season upto December	December	Season upto December
1	Cane crushed	MTs	-	-	-	-
2	Sugar production	MTs	-	-	-	-
3	Sugar Sales	MTs	142	3,332	1,729	4,554

MOLASSES

Sl. No.	Particulars	Units	Season 2019-20	
			December	Season upto December
1	Production	MTs	-	-
2	Own consumption & sales	MTs	-	-

COGENERATION

Sl. No.	Particulars	Units	Season 2019-20	
			December	Season upto December
1	Power Generated	Lakh Units	-	-
2	Captive consumption	Lakh Units	-	-
3	Export to Grid	Lakh Units	-	-



RAJSHREE SUGARS & CHEMICALS LIMITED, COIMBATORE

UNIT II - MUNDIYAMPAKKAM, VIKRAVANDI TALUK, VILLUPURAM DISTRICT

OPERATIONAL DATA

SUGAR


Sl. No.	Particulars	Units	Season 2019-20		Season 2018-19	
			December	Season upto December	December	Season upto December
1	Cane crushed	MTs	16,759	16,759	45,865	45,865
2	Sugar production	MTs	354	354	2,618	2,618
3	Sugar Sales	MTs	424	1,527	1,654	8,009

MOLASSES

Sl. No.	Particulars	Units	Season 2019-20	
			December	Season upto December
1	Production	MTs	466	466
2	Own consumption & sales	MTs	307	471

COGENERATION

Sl. No.	Particulars	Units	Season 2019-20	
			December	Season upto December
1	Power Generated	Lakh Units	19.40	19.40
2	Captive consumption	Lakh Units	5.51	5.51
3	Export to Grid	Lakh Units	13.89	13.89



RAJSHREE SUGARS & CHEMICALS LIMITED, COIMBATORE

UNIT III - SEMMEDU VILLAGE, GINGEE TALUK, VILLUPURAM DISTRICT

OPERATIONAL DATA

SUGAR

Sl. No.	Particulars	Units	Season 2019-20		Season 2018-19	
			December	Season upto December	December	Season upto December
1	Cane crushed	MTs	-	-	15,824	15,824
2	Sugar production	MTs	-	-	608	608
3	Sugar Sales	MTs	2	35	964	10,531

MOLASSES

Sl. No.	Particulars	Units	Season 2019-20	
			December	Season upto December
1	Production	MTs	-	-
2	Own consumption & sales	MTs	-	-

COGENERATION

Sl. No.	Particulars	Units	Season 2019-20	
			December	Season upto December
1	Power Generated	Lakh Units	-	-
2	Captive consumption	Lakh Units	-	-
3	Export to Grid	Lakh Units	-	-

