

February 10, 2020

BSE Limited
P.J.Towers
Dalal Street
Mumbai – 400 001.

National Stock Exchange of India Limited
Bandra Kurla Complex
Bandra East
Mumbai – 400 051.

Sirs


Sub: Clause 51 of the SEBI (LODR) Regulations, 2015 - Operational data for the month of January 2020.

In terms of clause 51 of the SEBI (LODR) Regulations, 2015, we are enclosing herewith the operational data of our sugar factories for the month of January 2020.

Kindly take the above information on your records.

Thanking you

For and on behalf of
RAJSHREE SUGARS & CHEMICALS LIMITED


M. PONRAJ
Company Secretary

Enc: as above



Rajshree Sugars & Chemicals Limited

The Uffizi, 338/8, Avanashi Road, Peelamedu, Coimbatore - 641 004, TN, India.

T: +91 - 422 4226222, 2580981-82 F: +91 - 422 2577929 E: rscl@rajshreesugars.com W: www.rajshreesugars.com

CIN: L01542TZ1985PLC001706

RAJSHREE SUGARS & CHEMICALS LIMITED, COIMBATORE**UNIT I - VARADARAJNAGAR, THENI DISTRICT****OPERATIONAL DATA****SUGAR**


Sl. No.	Particulars	Units	Season 2019-20		Season 2018-19	
			January	Season upto January	January	Season upto January
1	Cane crushed	MTs	1,601	1,601	6,375	6,375
2	Sugar production	MTs	-	-	175	175
3	Sugar Sales	MTs	11	3,343	502	5,056

MOLASSES

Sl. No.	Particulars	Units	Season 2019-20	
			January	Season upto January
1	Production	MTs	-	-
2	Own consumption & sales	MTs	-	-

COGENERATION

Sl. No.	Particulars	Units	Season 2019-20	
			January	Season upto January
1	Power Generated	Lakh Units	0.51	0.51
2	Captive consumption	Lakh Units	0.50	0.50
3	Export to Grid	Lakh Units	0.01	0.01



RAJSHREE SUGARS & CHEMICALS LIMITED, COIMBATORE

UNIT II - MUNDIYAMPAKKAM, VIKRAVANDI TALUK, VILLUPURAM DISTRICT

OPERATIONAL DATA

SUGAR


Sl. No.	Particulars	Units	Season 2019-20		Season 2018-19	
			January	Season upto January	January	Season upto January
1	Cane crushed	MTs	92,863	109,622	113,109	158,974
2	Sugar production	MTs	7,091	7,445	9,783	12,401
3	Sugar Sales	MTs	5,629	7,156	6,147	14,156

MOLASSES

Sl. No.	Particulars	Units	Season 2019-20	
			January	Season upto January
1	Production	MTs	5,048	5,514
2	Own consumption & sales	MTs	4,096	4,567

COGENERATION

Sl. No.	Particulars	Units	Season 2019-20	
			January	Season upto January
1	Power Generated	Lakh Units	104.64	124.04
2	Captive consumption	Lakh Units	29.85	35.36
3	Export to Grid	Lakh Units	74.79	88.68



RAJSHREE SUGARS & CHEMICALS LIMITED, COIMBATORE

UNIT III - SEMMEDU VILLAGE, GINGEE TALUK, VILLUPURAM DISTRICT

OPERATIONAL DATA

SUGAR

Sl. No.	Particulars	Units	Season 2019-20		Season 2018-19	
			January	Season upto January	January	Season upto January
1	Cane crushed	MTs	-	-	40,347	56,171
2	Sugar production	MTs	-	-	3,073	3,681
3	Sugar Sales	MTs	1	36	2,319	12,850

MOLASSES

Sl. No.	Particulars	Units	Season 2019-20	
			January	Season upto January
1	Production	MTs	-	-
2	Own consumption & sales	MTs	-	-

COGENERATION

Sl. No.	Particulars	Units	Season 2019-20	
			January	Season upto January
1	Power Generated	Lakh Units	11.42	24.27
2	Captive consumption	Lakh Units	11.42	24.27
3	Export to Grid	Lakh Units	-	-

